



Gratitude Report

Fiscal Year 2015-2016

The Year In Review

We are excited to share our annual report which shows the powerful and amazing difference you made last fiscal year. In this past year, your help has been critical as income disparity and housing costs continue to make it difficult for community members to survive in the Bay Area.

According to a recent JobTrain report, almost 30% of Bay Area residents are unable to afford food and rent. In order to be self sufficient in Santa Clara County, a household needs to earn \$86,000 per year. In Silicon Valley rents have increased by 13-16% since 2014. Income levels have stagnated for low and middle income earners and we are in the midst of a housing crisis. We continue to see the negative impact that housing and food instability have on the mental and physical health of our community everyday.

Your support has made it possible to stabilize the lives of families in crisis. It is our hope that we can continue to count on you as a partner in the fight against hunger and homelessness. Please enjoy this report and see all the amazing things you helped make happen this past year!



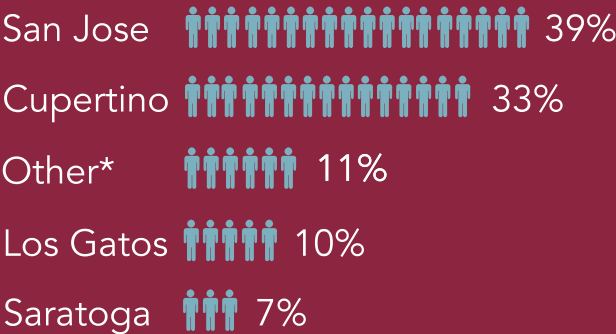
HEALTH • HOME • HEART
West Valley Community Services

10104 Vista Drive, Cupertino, CA 95014
408-255-8033 www.wvcommunityservices.org
Federal Tax ID 94-2211685



OUR COMMUNITIES

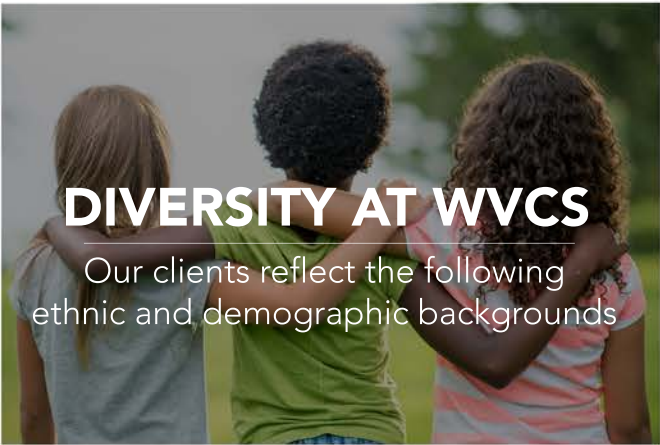
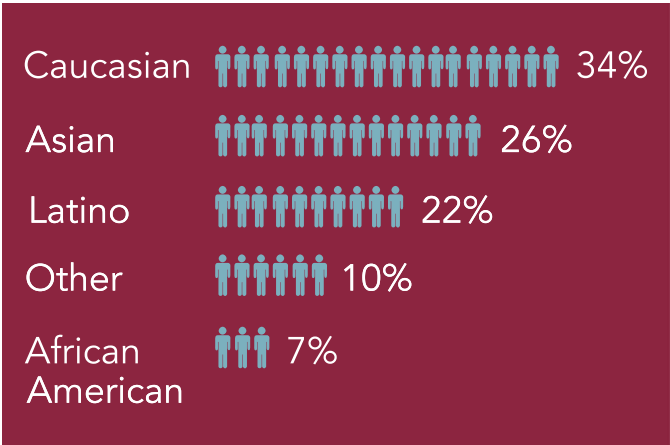
You make it possible for WVCS to serve the following:



*Clients outside primary service area

Yvonne and Gabriel were living paycheck to paycheck, barely able to stretch their monthly income to cover their rent. Then the couple received notice that their rent would increase by 17%. They were in a bind. They couldn't afford the cost of moving or the high market rate rents throughout Silicon Valley.

Yvonne and Gabriel needed help and reached out to West Valley Community Services. They both enrolled in the financial empowerment program and met with a coach to develop new personal financial literacy skills. They were also selected for a below market rate apartment in Cupertino. Yvonne and Gabriel now see light at the end of the tunnel **thanks to your support!**



DIVERSITY AT WVCS

Our clients reflect the following ethnic and demographic backgrounds

Nancy was living on her friend's couch when she came to West Valley Community Services for help. A single mother of two young children and a victim of domestic violence, Nancy needed to find a stable housing solution for her family. Working closely with her case manager, Nancy was approved for a housing subsidy, and found an apartment, but could not afford move-in costs. **Because of donors like you**, West Valley Community Services was able to give Nancy assistance for her deposit and first months rent. Now Nancy and her children have a bed to sleep in and a place to call home.



WHAT YOU MADE POSSIBLE

by the numbers



2,230 men, women and children accessed services at West Valley community services



1,223 individuals utilized the food pantry, receiving on average 71lbs of meat, dairy, fruits, veggies, and diapers per visit



1,007 people came to West Valley Community services for the first time



672,380 lbs of food were distributed through the food pantry



\$167,829 in emergency financial assistance was distributed to pay for rent, utilities, and deposits to prevent homelessness



105 children in kindergarten through 12th grade received new clothing, shoes, backpacks and school supplies



561 people received jackets, small appliances, household items, and toys at our annual Holiday Gift Program



West Valley Community Services volunteers helped 69 clients file for **\$110,690** in tax returns



429 households applied to the Below Market Rate housing program

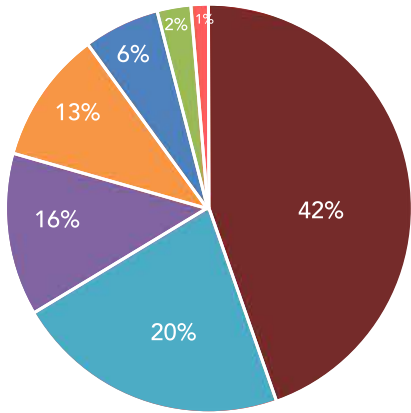


9 new community leaders joined the West Valley Community Services Board of Directors



567 volunteers gave **18,883** hours to support our programs and services

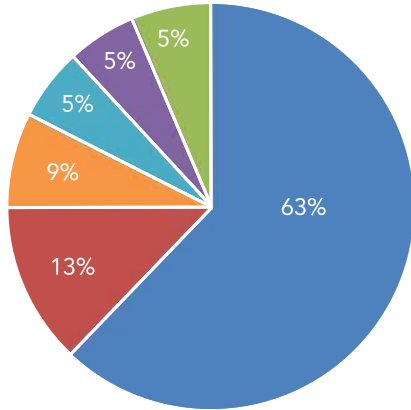
FINANCES



In-Kind Donations	\$1,126,758
Grant & Contracts	\$546,024
Foundations	\$430,433
Rent & Program Fees	\$340,476
Donations	\$172,073
Special Events	\$64,727
Investment Income	\$10,404

REVENUE

\$2,690,895



Family Assistance	\$1,842,283
Vista Village Apt.	\$383,195
Fundraising	\$250,597
Managment & General	\$162,821
Affordable Housing	\$143,154
Transitional Housing	\$139,816

EXPENSES

\$2,921,866

The Fiscal 2015-2016 audit was conducted by Hood & Strong LLP. Our annual audits, tax returns, and annual reports are available on our website at www.wvcommunityservices.org.

The expense graph above includes agency expenses of depreciation, debt service and amortization of a prepaid land lease. Due to the magnitude of these items they are not covered by ordinary income.

Board of Directors

Stan Barkey - Chairman

Nancy Harper - Vice Chair

Rich Parker - Treasurer

Angelia "Angie" Lim-Sampson - Secretary

Seema Kumar - External Committee Chair

Monica Chandra - Internal Committee Chair

Melissa Berkowitz

Shy Bhattacharyya

Cristina Consunji Teplitzky

Allan Greenstein

Leslie Mains

Jennifer Merlin

Sandra Sotoudeh

Andrea Wilger

Josh Selo - Executive Director

"I wanted to take an opportunity to thank you all so much for your kind and generous services to me and to all the community...! thank you for your long hours to help other people. - Theo